



Caledonian

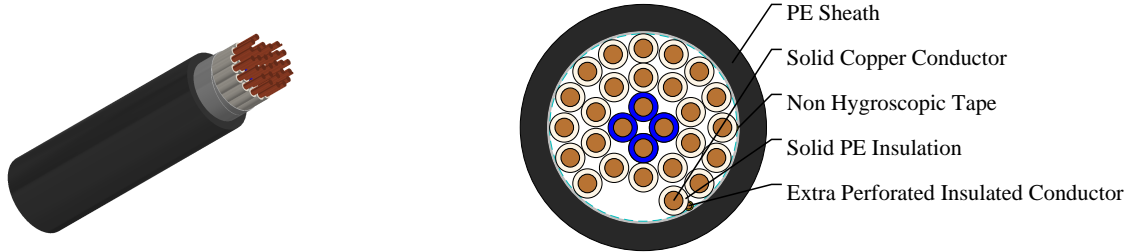
Railway Cables

www.caledonian-cables.com

marketing@caledonian-cables.com

A-2Y2Yv S(H115)

0.9mm conductor, 1.55mm Insulated wire
RS107y-2Y2Yv-30C0.9-S(H115)



APPLICATIONS

The cables are designed for general uses in protective devices in railways signalling networks, and are suitable for installation in ducts.

STANDARDS

DIk 1.013.107y

DIk 1.013.110y

VOLTAGE RATING

600V DC/420V AC

CABLE CONSTRUCTION

Conductors: Solid annealed copper.

Insulation: Solid polyethylene.

Stranding: Stranding: Single conductors are helically stranded in concentric layers.

Cables from 14 conductors on, have two extra conductors with perforated insulation (surveillance conductors).

Core Colour: Natural, with one blue directional core in each layer.

Wrapping: Plastic tape(s) with overlapping.

Outer Sheath: Low density polyethylene.

PHYSICAL AND THERMAL PROPERTIES

Minimum Bending Radius: 7.5xOD

Temperature Range: -40°C to +60°C (during operation); -10°C to +60°C (during installation)

Electrical Properties

Electrical Characteristics at 20°C:

Nominal Conductor Diameter: 0.9 mm

Maximum Conductor Resistance: 28.9 Ω/km

Minimum Insulation Resistance @500 V DC (1min) : 10000 MΩ.km

Maximum Mutual Capacitance @800Hz (AC): 115 nF/km

Dielectric Strength, conductor to conductor (DC voltage 1min) : 3535 V



Caledonian

Railway Cables

www.caledonian-cables.com

marketing@caledonian-cables.com

Surveillance Conductors:

Loop resistance, maximum: 190Ω/km

Insulation resistance:

- dry cable core, minimum:1000 MΩ.km

- wet cable core, maximum:30 MΩ.km

Operating Voltage AC/DC:420/600 V

Test Voltage 50 Hz 1 min:

Core to Core:2500 Veff

Core to Screen:2500 Veff

DIMENSION AND PARAMETERS

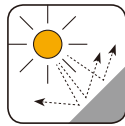
No. of Conductor	Conductor Diameter	Nominal Diameter over Insulation	Nominal Sheath Thickness	Nom. Overall Diameter	Approx. Weight
	mm	mm	mm	mm	kg/km
30	0.9	1.55	2.2	16	310



Laid In Ducts




Rated voltage



UV Resistant



Water Resistant



Zero Halogen
IEC 60754-1/EN 50267-2-1
NF C20-454